



VHLP2-23

0.6 m | 2 ft ValuLine® High Performance Low Profile Antenna, single-polarized, 21.200–23.600 GHz

General Specifications

Antenna Type	VHLP - ValuLine® High Performance Low Profile Antenna, single-polarized
Diameter, nominal	0.6 m 2 ft
Polarization	Single

Electrical Specifications

Beamwidth, Horizontal	1.7 °
Beamwidth, Vertical	1.7 °
Cross Polarization Discrimination (XPD)	30 dB
Electrical Compliance	Brazil Anatel Class 2 Canada SRSP 321.8 Part B ETSI 302 217 Class 3 US FCC Part 101A
Front-to-Back Ratio	66 dB
Gain, Low Band	39.8 dBi
Gain, Mid Band	40.4 dBi
Gain, Top Band	41.0 dBi
Operating Frequency Band	21.200 – 23.600 GHz
Radiation Pattern Envelope Reference (RPE)	7016A
Return Loss	17.7 dB
VSWR	1.30

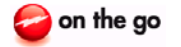
Mechanical Specifications

Fine Azimuth Adjustment	±10°
Fine Elevation Adjustment	±25°
Mounting Pipe Diameter	48 mm–115 mm 1.9 in–4.5 in
Net Weight	14 kg 31 lb
Side Struts, Included	0
Side Struts, Optional	0
Wind Velocity Operational	110 km/h 68 mph
Wind Velocity Survival Rating	250 km/h 155 mph

Wind Forces At Wind Velocity Survival Rating

Axial Force (FA)	1066 N 240 lbf
Side Force (FS)	496 N 112 lbf
Twisting Moment (MT)	382 N•m
Weight with 1/2 in (12 mm) Radial Ice	25 kg 54 lb

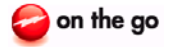
Product Specifications



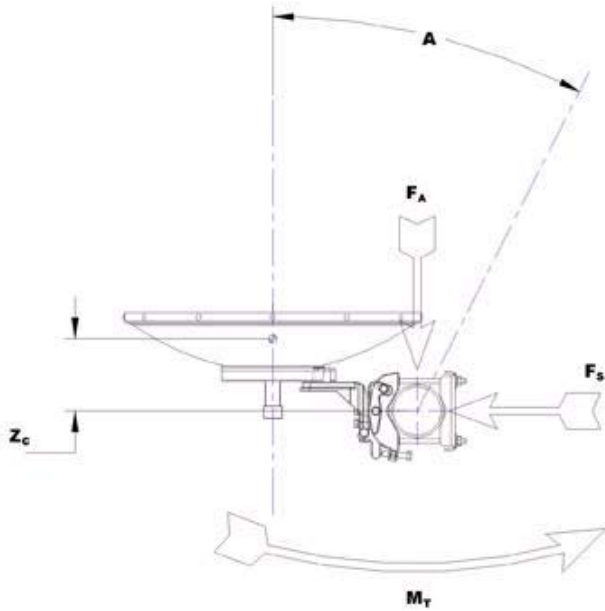
VHLP2-23

Zcg with 1/2 in (12 mm) Radial Ice	178 mm 7 in
Zcg without Ice	125 mm 5 in

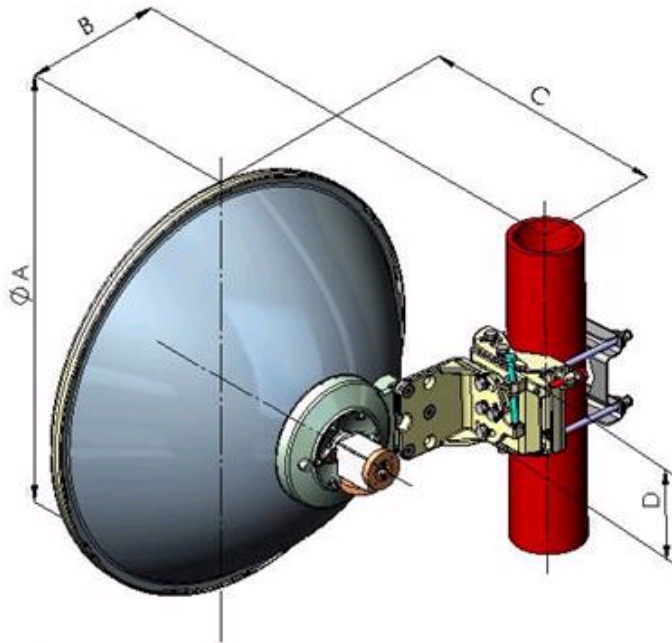
VHLP2-23



Wind Forces At Wind Velocity Survival Rating Image



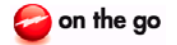
Antenna Dimensions And Mounting Information



Dimensions in Inches (mm)				
Antenna Size, ft (m)	A	B	C	D
2	26.1 (662)	14.1 (358)	12.3 (313)	5.9 (150)

* Footnotes

Axial Force (FA)	Maximum forces exerted on a supporting structure as a result of wind from the most critical direction for this parameter. The individual maximums specified may not occur simultaneously. All forces are referenced to the mounting pipe.
Cross Polarization Discrimination (XPD)	The difference between the peak of the co-polarized main beam and the maximum cross-polarized signal over an angle twice the 3 dB beamwidth of the co-polarized main beam.
Front-to-Back Ratio	Denotes highest radiation relative to the main beam, at $180^\circ \pm 40^\circ$, across the band. Production antennas do not exceed rated values by more than 2 dB unless stated otherwise.
Gain, Mid Band	For a given frequency band, gain is primarily a function of antenna size. The gain of Andrew antennas is determined by either gain by comparison or by computer integration of the measured antenna patterns.
Operating Frequency Band	Bands correspond with CCIR recommendations or common allocations used throughout the world. Other ranges can be accommodated on special order.
Radiation Pattern Envelope Reference (RPE)	Radiation patterns determine an antenna's ability to discriminate against unwanted signals under conditions of radio congestion. Radiation patterns are dependent on antenna series, size, and frequency.



VHLP2-23

Return Loss

The figure that indicates the proportion of radio waves incident upon the antenna that are rejected as a ratio of those that are accepted.

Side Force (FS)

Maximum side force exerted on the mounting pipe as a result of wind from the most critical direction for this parameter. The individual maximums specified may not occur simultaneously. All forces are referenced to the mounting pipe.

Twisting Moment (MT)

Maximum forces exerted on a supporting structure as a result of wind from the most critical direction for this parameter. The individual maximums specified may not occur simultaneously. All forces are referenced to the mounting pipe.

VSWR

Maximum; is the guaranteed Peak Voltage-Standing-Wave-Ratio within the operating band.

Wind Velocity Operational

The wind speed where the antenna deflection is equal to or less than 0.1 degrees. In the case of ValuLine antennas, it is defined as a maximum deflection of 0.3 x the 3 dB beam width of the antenna.

Wind Velocity Survival Rating

The maximum wind speed the antenna, including mounts and radomes, where applicable, will withstand without permanent deformation. Realignment may be required. This wind speed is applicable to antenna with the specified amount of radial ice.